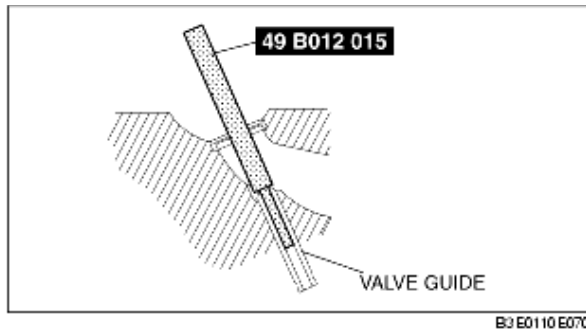


VALVE GUIDE REPLACEMENT

B3E011012111202

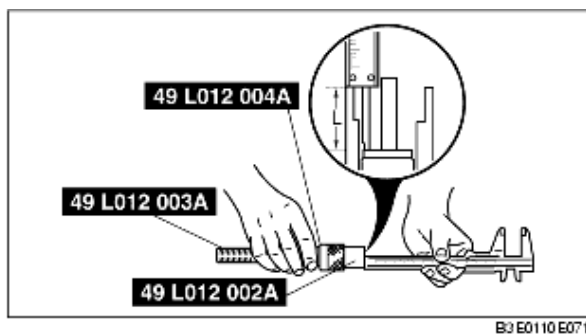
Valve Guide Removal

1. Remove the valve guide from the combustion chamber side using the **SST**.



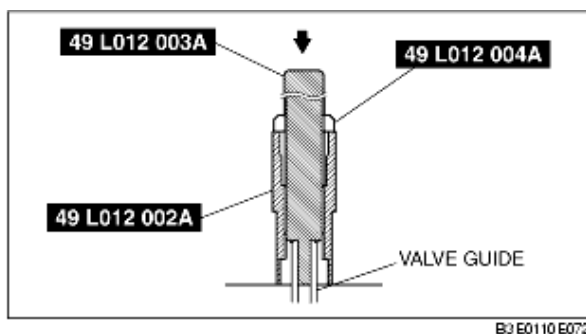
Valve Guide Installation

1. Assemble the **SSTs** so that depth L is as specified.



Depth L:
12.2-12.8 mm {0.481-0.501 in}

2. Tap the valve guide in from the side opposite the camshaft side until the **SSTs** contacts the cylinder head.



3. Verify that the valve guide projection height (dimension A) is within the specification.

Standard height:
12.2-12.8 mm {0.481-0.501 in}